

# **Glorious Educational System**

---



## **Monthly Test Papers (Two Terms)**

---

**Grade-3**  
**First Term / First Month**



2. Colour and write the vowels.



3. Join, write and read.

i

s

--	--

a

n

--	--

i

t

--	--

o

f

--	--


i


n

--	--

4. Write picture name.



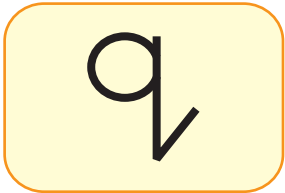



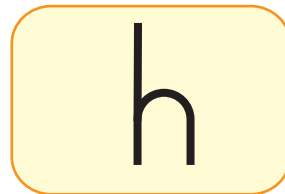



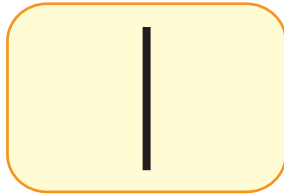








1st Term First Month  
Monthly Test Paper  
English Practical Reader

1. Read Consonants.



2. Read.



cat



man



net



hen



fig



kid



pot



log



cup



sun



**1st Term First Month  
Monthly Test Paper  
Mathematics Workbook**

---





1. Write forward counting 1 - 50

T	U	T	U	T	U	T	U	T	U

2. Count and write.


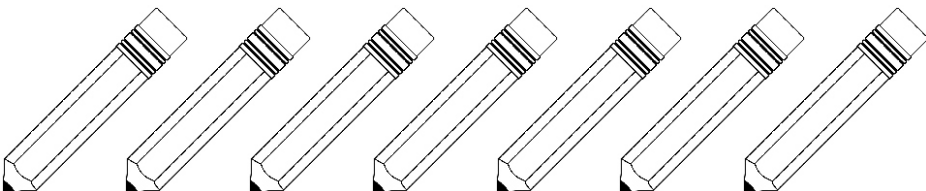




How many?

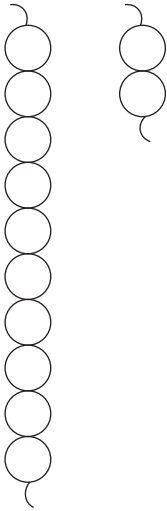
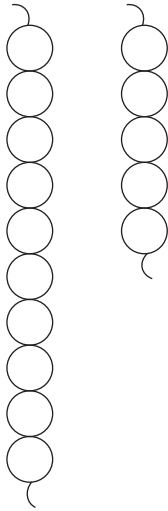
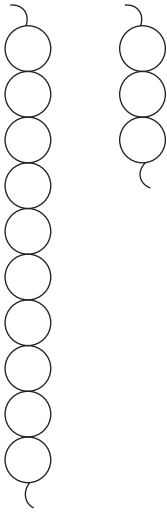
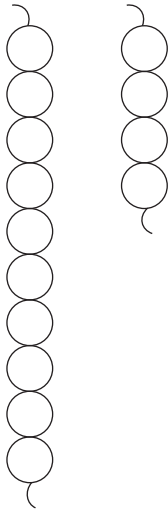
			



3. Count and write.


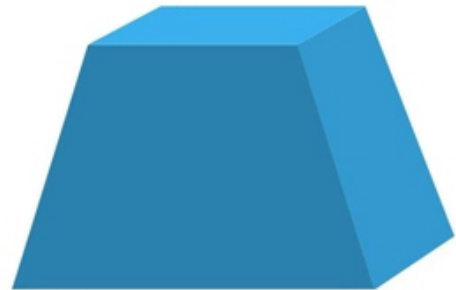






4. How many tens and unit.

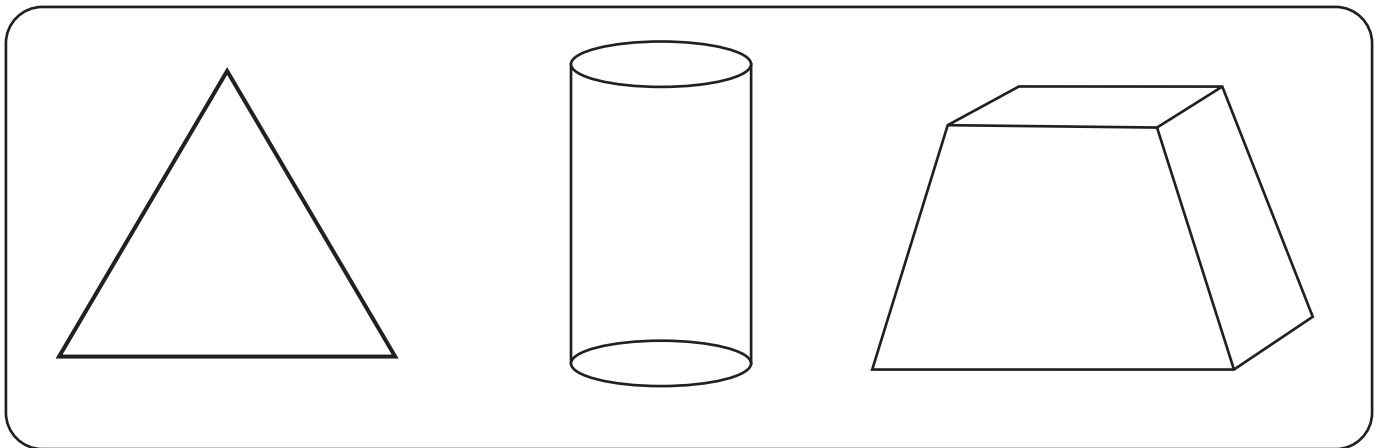
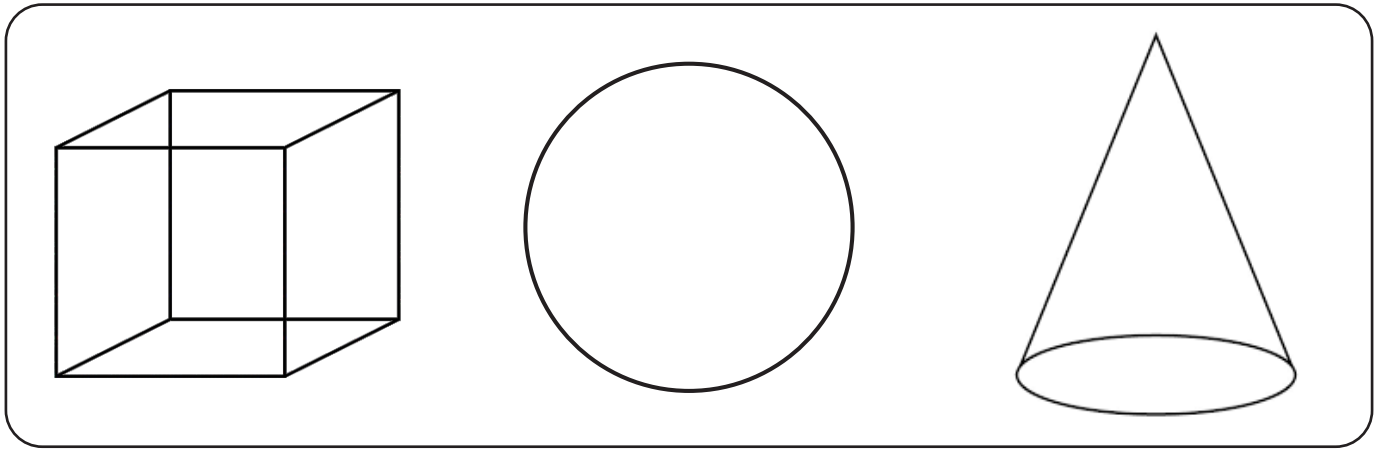
  
  
  


# Mathematics Practical Reader

1. Circle the basic shapes.



2. Colour the solids.



سوال ۱۔ ا سے ے تک حروفِ تہجی لکھیں۔

---

---

---

---

---

---



---

---

سوال ۲۔ مصوتے لکھیں۔

_____	_____	_____	_____
-------	-------	-------	-------

سوال ۳۔ تصویر کا پہلا حرف لکھیں۔



سوال ۴۔ حروف کو ا اور و سے ملائیں۔

ب	—	ا	—
ج	—	ا	—
س	—	ا	—
ع	—	ا	—

ن	—	و	—
چ	—	و	—
د	—	و	—
س	—	و	—

سوال ۱۔ حروفِ تہجی پڑھیں۔

ا آ ب پ ت ٹ ث

ج چ ح خ

د ڈ ذ ر ژ ز ث

س ش ص ض

ط ظ ع غ ف ق

ک گ ل م

ن و ہ ھ ء

ی ے

ہدایت برائے اساتذہ:-  
حروفِ تہجی ایک ساتھ نہیں پڑھائی جائے بلکہ مختلف حروف پر انگلی رکھ کر ہر بچے سے پوچھا جائے۔




سوال ۲۔ حروف کی چھوٹی اشکال

ب	پ	ٹ	چ
خ	ث	ض	غ
ف	ک	گ	ل
ی	ن		

ہدایت برائے اساتذہ:-  
حروف کی مختلف چھوٹی اشکال پر انگلی رکھ کر بچوں سے پوچھیں یہ کون سے حروف کی چھوٹی شکل ہے۔

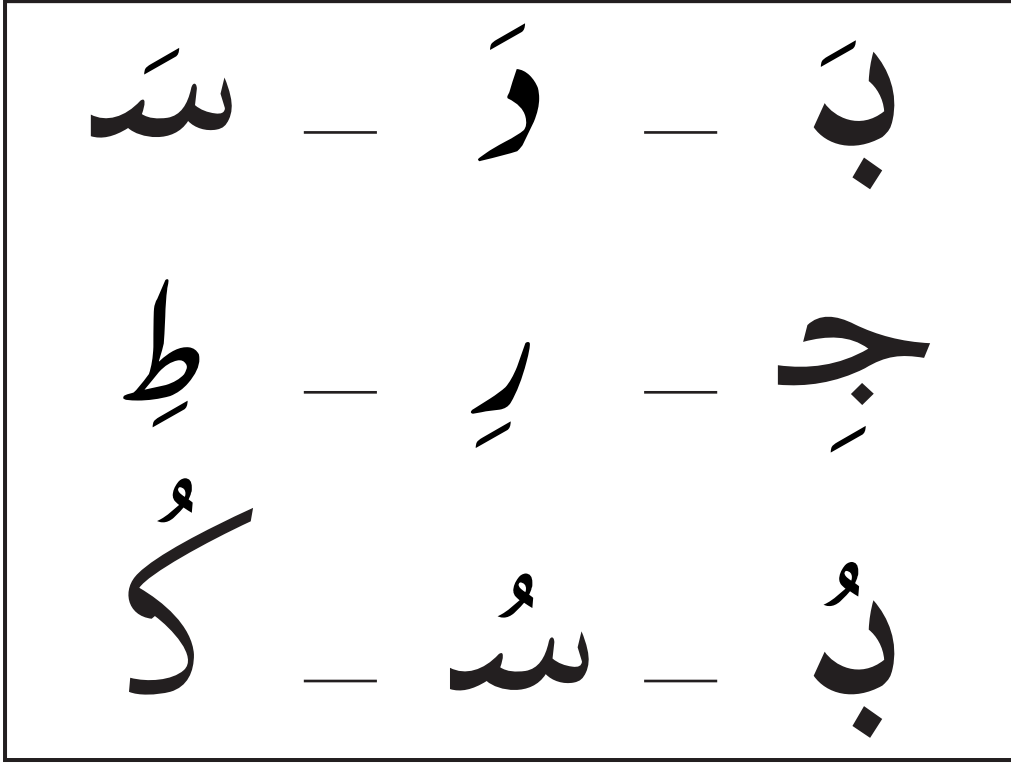
سوال ۳۔ پڑھیں۔

با	جا	دا	را	سا
طا	عا	کا		



بو	جو	دو	رو
سو	طو	عو	کو





# **Glorious Educational System**

---

## **Monthly Test Papers (Two Terms)**

---

**Grade-3**

**First Term / Second Month**

1st Term Second Month  
Monthly Test Paper  
English Workbook

---

1. Fill in the blanks



r \_ \_ m




\_ \_ \_ n



p \_ \_ n



\_ \_ \_ g




m \_ \_ t



\_ \_ \_ d



\_ \_ \_ t



p \_ \_ d

2. Read circle and write.

Read	Spell and circle		Write
bog	b d	a o	y g
cog	r c	o a	g p
dog	b d	u o	y g
log	l t	o e	g p
jog	j y	o u	j g

### 3. Make words

h				
t	op			
l				
m				
p	op			
c				

**1st Term Second Month  
Monthly Test Paper  
English Practical Reader**

---

1. Read it.

i - t - it

i - n - in

o - n - on

s - o - so

n - o - no

a - n - an

2. Read rhyming words.

f - at - fat

m - en - men

t - op - top

h - it - hit

s - ad - sad

سوال ۱۔ حروف کو ی اور ے سے ملائیں۔

ب	_____	_____	_____
س	_____	_____	_____
ط	_____	_____	_____
ہ	_____	_____	_____

ب	_____	_____	_____
س	_____	_____	_____
ک	_____	_____	_____
ن	_____	_____	_____

سوال ۲۔ آ کے الفاظ لکھیں۔

_____	_____	_____
-------	-------	-------

سوال ۳۔ و کے الفاظ لکھیں۔

_____	_____	_____
-------	-------	-------

# اُردو عملی قاعدہ

سوال ۱۔ بھاری آوازیں مصوتے کے ساتھ پڑھیں۔

بھے

بھی

بھو

بھا

جھے

جھی

جھو

جھا

کھے

کھی


کھو

کھا




سوال ۲۔ الفاظ کو تصاویر سے ملائیں۔

بھالو



پھول



تھالی



دھاگا



سوال ۳۔ پڑھیں۔

نیم

دُعا

مِل

سَب

نانا

تارے

**1st Term Second Month  
Monthly Test Paper  
Mathematics Workbook**

---

1. Write in words counting.



1	
---	--

2	
---	--

3	
---	--

4	
---	--

Q2. Write the missing numbers.



Q3.What comes after, before and inbetween.

11 <input type="text"/>	18 <input type="text"/>
16 <input type="text"/>	15 <input type="text"/>


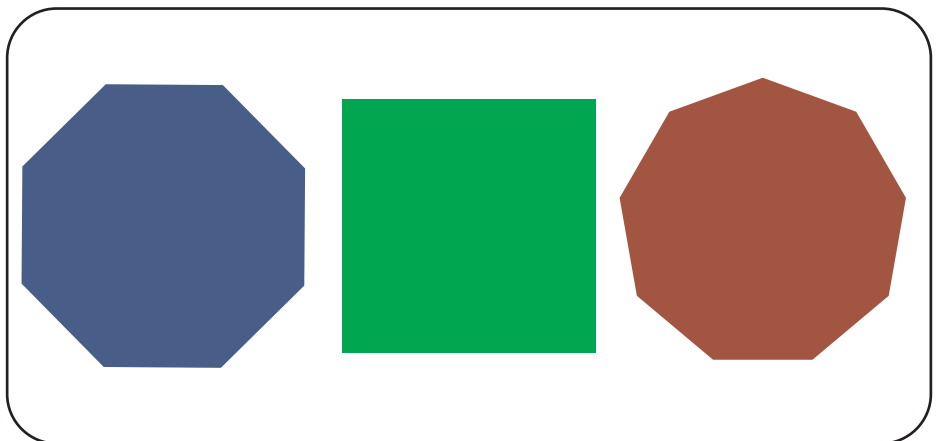
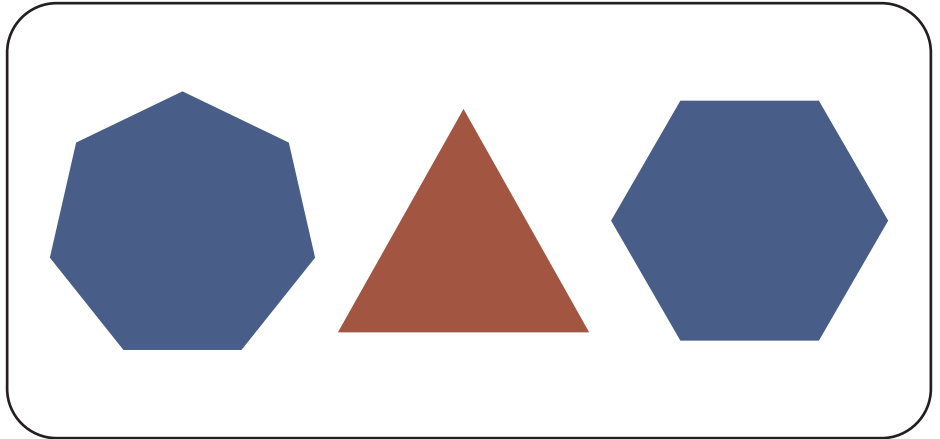

<input type="text"/> 14	<input type="text"/> 19
<input type="text"/> 13	<input type="text"/> 20

11 <input type="text"/> 13
12 <input type="text"/> 14

**1st Term Second Month  
Monthly Test Paper  
Mathematics Practical Reader**

---

Q1. ( ✓ ) the polygons.



## Q2. Mental Math

Q. How many basic shapes?

A. 3 basic shapes.

Q. Name them?

A. Circle - Square - Triangle.

Q. How many sides a circle has?

A. A circle has no sides.


Q. How many sides a square has?

A. A square has 4 sides

Q. Which shapes are called polygons?

Q. The shapes which have more than 4 sides are called polygons.

## Q3. Colouring only secondary colours.



# **Glorious Educational System**

---

## **Monthly Test Papers (Two Terms)**

---

**Grade-3**  
**Final Term / First Month**


# Final Term First Month

## Monthly Test Paper

### English Workbook

---

#### 1. Write vegetable name




---

---

---

---

---



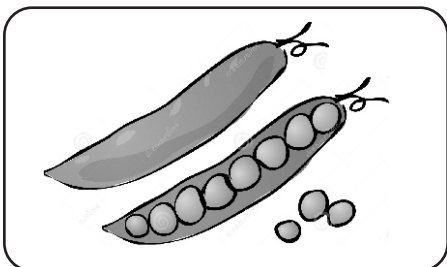
---

---

---

---

---



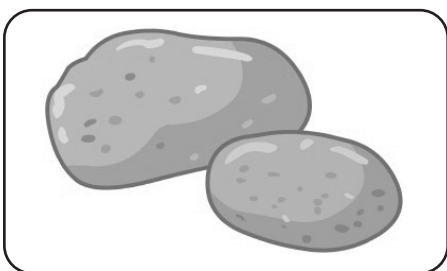
---

---

---

---

---



---


---

---

---

---

## 2. Write adjective




---

---

---

---

---




---

---

---

---

---



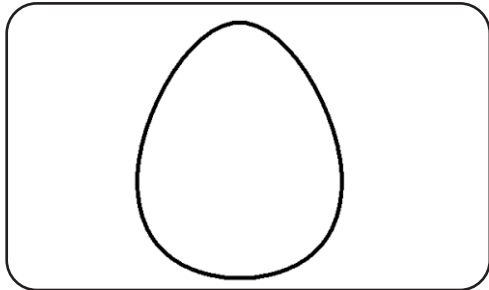
---

---

---

---

---




---

---

---

---

---



---

---


---

---

---



3. Write words starting with "sh" and ending with 'sh"




\_\_\_\_\_

\_\_\_\_\_

\_\_\_\_\_

\_\_\_\_\_




\_\_\_\_\_

\_\_\_\_\_

\_\_\_\_\_

\_\_\_\_\_

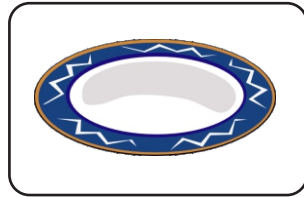


\_\_\_\_\_

\_\_\_\_\_

\_\_\_\_\_

\_\_\_\_\_



\_\_\_\_\_

\_\_\_\_\_

\_\_\_\_\_

\_\_\_\_\_



\_\_\_\_\_

\_\_\_\_\_

\_\_\_\_\_

\_\_\_\_\_



\_\_\_\_\_

\_\_\_\_\_

\_\_\_\_\_

\_\_\_\_\_

---

#### 4. Write and colour action words



---

---

---

---

---



---

---

---

---

---



---

---

---

---

---

**Final Term First Month  
Monthly Test Paper  
English Practical Reader**

---

1. Read it

**MAN AND A RAM**

2. Write some more rhyming words like hat, fat

\_\_\_\_\_

3. Read it

**TEN RED HEN**

4. Match the rhyming words

Bent

Tend

Hen

Wow

Fed

Rent

How

Bed

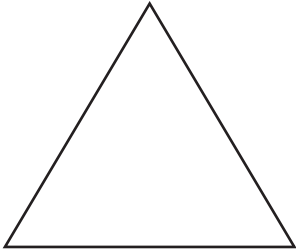
Mend

Men

**Final Term First Month  
Monthly Test Paper  
Mathematics Workbook**

---

1. Write the name of these shapes

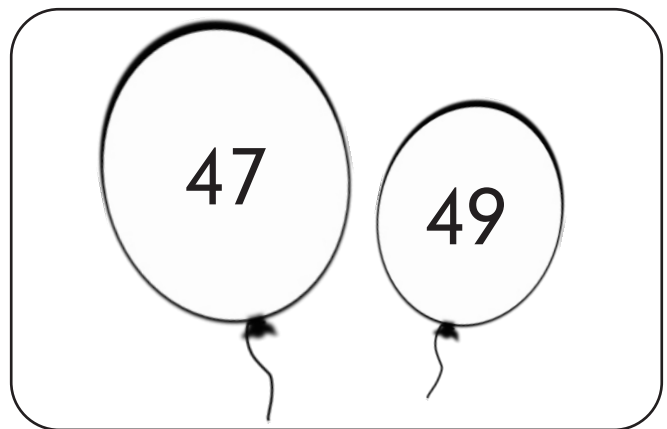
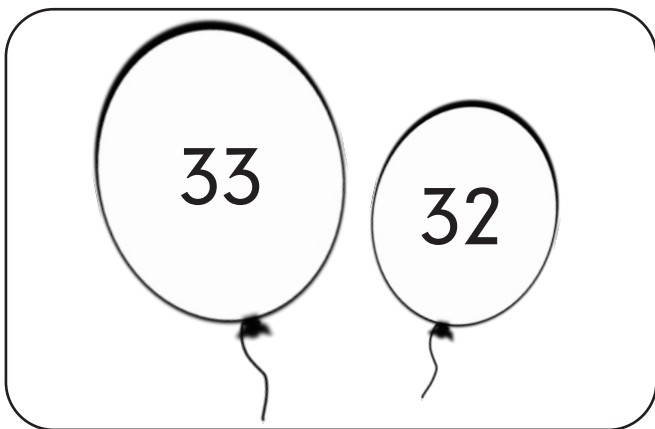
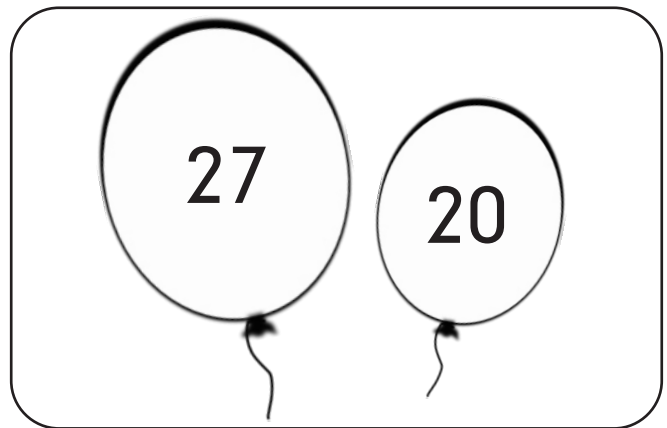
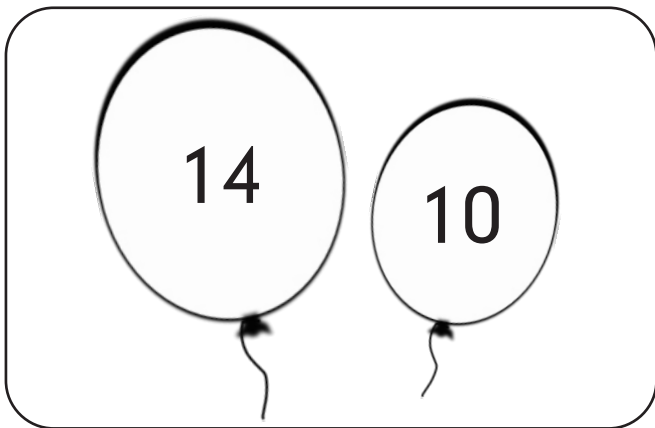


\_\_\_\_\_






\_\_\_\_\_

2. Colour the bigger number



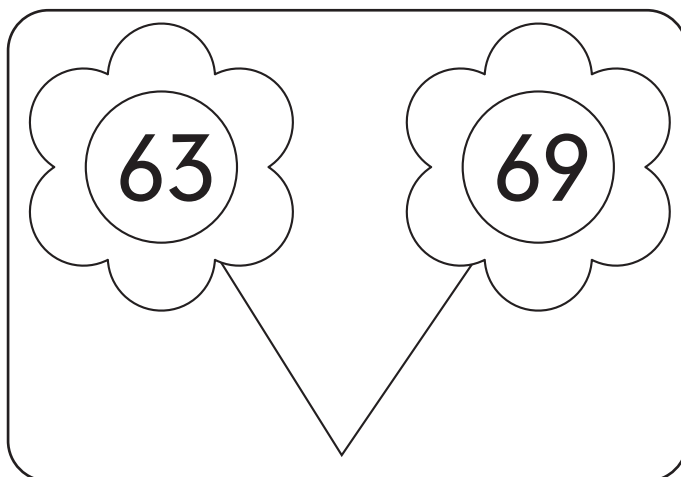
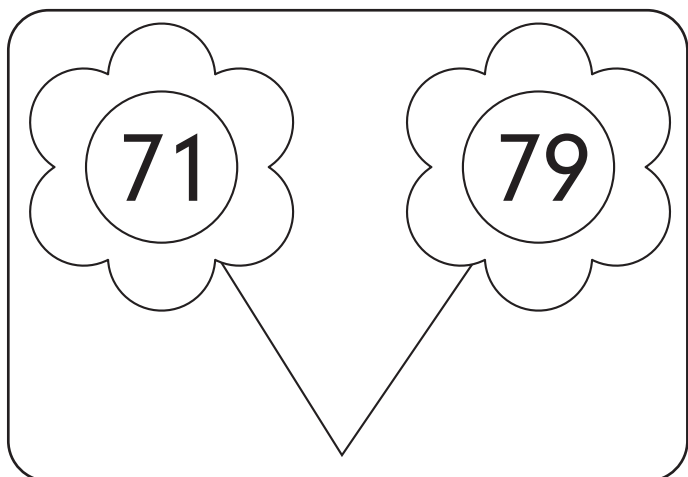
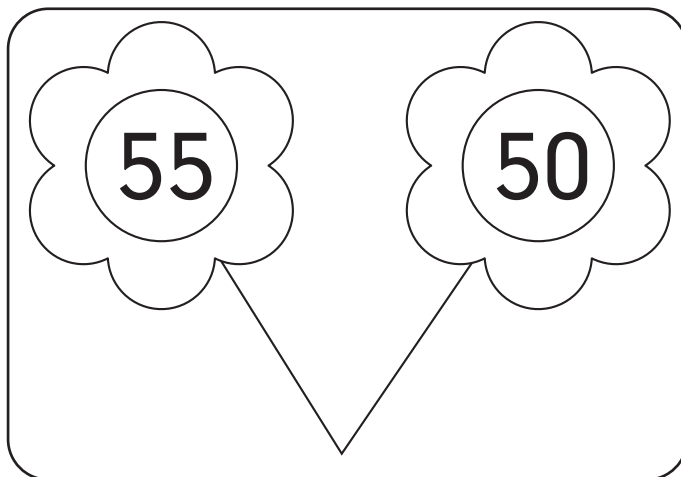
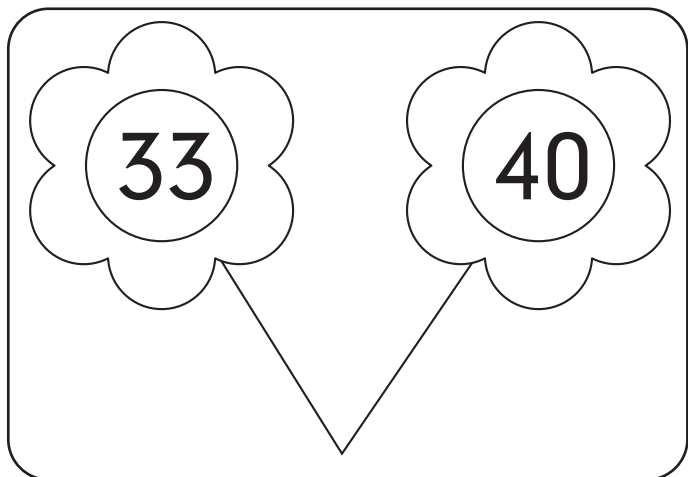


---

3. Draw shape according to the given number



---

#### 4. Colour the small number



**Final Term First Month  
Monthly Test Paper  
Mathematics Practical Reader**

---

1. Forward counting read with spelling

Twenty Six

26

Twenty Seven

27

Twenty Eight

28




Twenty Nine

29

Thirty

30


## 2. Put the number in sequence






# ماہانہ جانچ برائے میقات سالانہ اردو عملی کتاب

سوال ۱۔ جانوروں کے نام لکھیں



\_\_\_\_\_



\_\_\_\_\_



\_\_\_\_\_

سوال ۲۔ واحد جمع لکھیں



\_\_\_\_\_

\_\_\_\_\_

\_\_\_\_\_

\_\_\_\_\_

\_\_\_\_\_

\_\_\_\_\_

بدھ	پیر
جمعرات	منگل
پیر	بدھ
ہفتہ	جمعرات
منگل	جمعہ
اتوار	ہفتہ
جمعہ	اتوار

سوال ۱۔ پڑھیں

مانو کی گڑیا کہاں گئی

سوال ۲۔ تصویر دیکھ کر خالی جگہ پُر کریں

لادو

\_\_\_\_\_



نانا کو

دے دو

\_\_\_\_\_



سارہ کو

مت کاٹو

\_\_\_\_\_



# **Glorious Educational System**

---

## **Monthly Test Papers (Two Terms)**

---

**Grade-3**  
**Final Term / Second Month**

Final Term Second Month  
Monthly Test Paper  
English Workbook

1. Use "have" or "has" to complete the sentences




He                      a bat.

He                      a big bag




She                      a brush

They                      birds




## 2. Match and colour


This is a hat




This is a carrot



This is a chair




These are lamps



### 3. Answer the question

What are these?



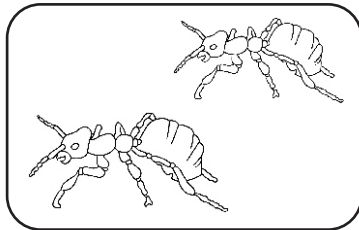
---

---

---

---

What are these?




---

---

---

---

What are these?



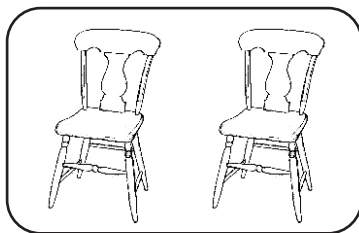
---

---

---

---

What are these?



---

---

---

---

4. ( ✓ ) and write the correct senteces

that is a jet.  
those are jets.


that is a car  
those are cars


that is a man  
those are men




5. Write the words starting with "ch" and ending with "ch"



\_\_\_\_\_

\_\_\_\_\_

\_\_\_\_\_

\_\_\_\_\_




\_\_\_\_\_

\_\_\_\_\_

\_\_\_\_\_

\_\_\_\_\_




\_\_\_\_\_

\_\_\_\_\_

\_\_\_\_\_

\_\_\_\_\_




\_\_\_\_\_

\_\_\_\_\_

\_\_\_\_\_

\_\_\_\_\_




\_\_\_\_\_

\_\_\_\_\_

\_\_\_\_\_

\_\_\_\_\_



\_\_\_\_\_

\_\_\_\_\_

\_\_\_\_\_

\_\_\_\_\_

**Final Term Second Month  
Monthly Test Paper  
English Practical Reader**

---

1. Read it

Story: Hobo the dog

2. Circle the vowel in blue colour

big

jump

men

fox

bell

3. Write correct spellings

1. bgu

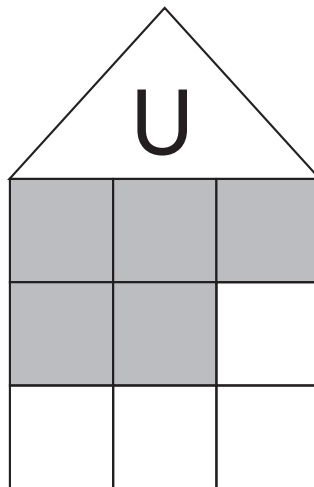
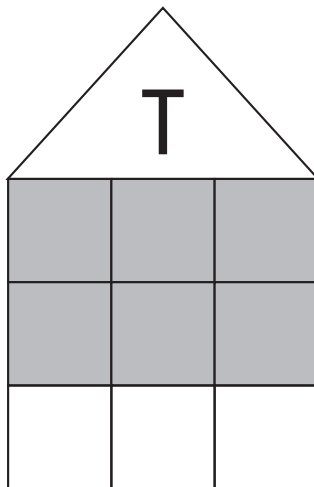
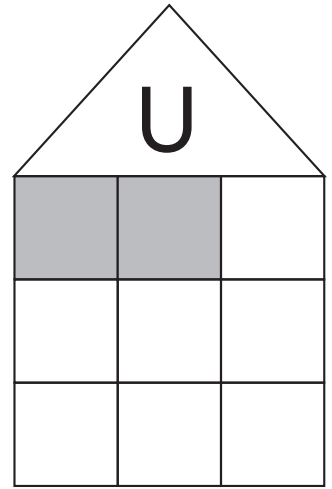
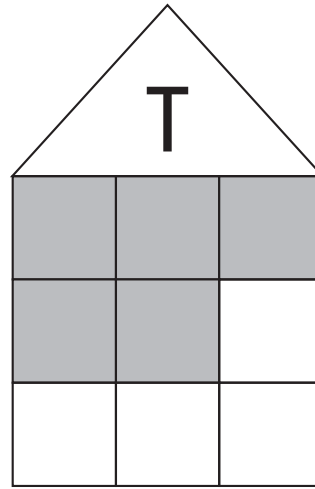
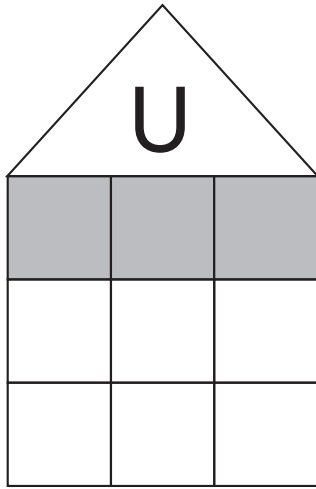
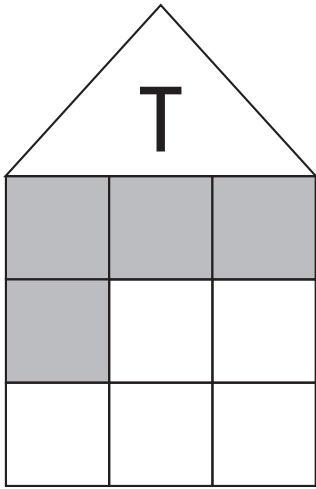
2. bnu

3. Htu



# Final Term Second Month Monthly Test Paper Mathematics Workbook

---

1. Write the numbers according to the colouring boxes.



## 2. Addition




### 3. Count and circle the correct number




$$6 + 5 = 11$$





$$6 + 6 = 12$$



$$8 + 4 = 12$$



$$8 + 5 = 13$$



$$10 + 11 = 12$$

$$11 + 13 = 13$$

---

4. Fill in the  and write the correct numbers.

$$4 - 3 = \underline{\quad}$$

2      1      6  
     

$$7 - 4 = \underline{\quad}$$

9      3      1  
     

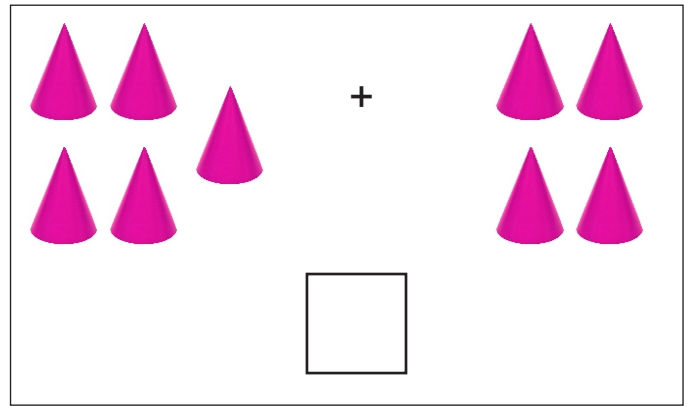
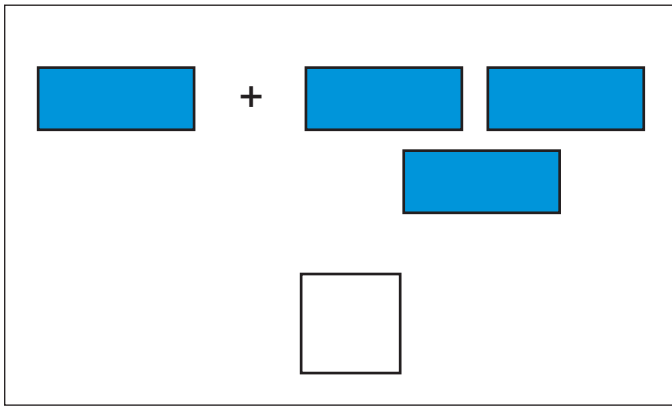
$$5 - 2 = \underline{\quad}$$

3      2      4

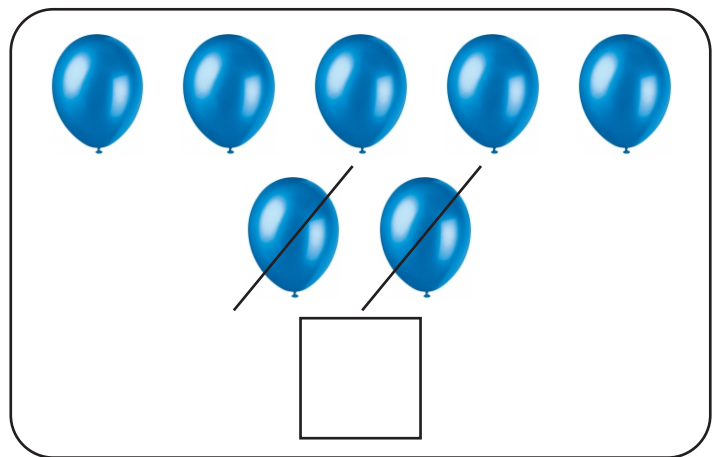

# Final Term First Month Monthly Test Paper Mathematics Practical Reader

---

## 1. Count and add



## 2. Count and subtract



---

### 3. Mental Mathematics

Q. How do you spell 40?

A. Forty.

Q. How many letters are there in word Pakistan?

A. 8 letters.

Q. What is the meaning of Subtraction?

A. Taking away.

Q. What is the meaning of Addition?

A. Joining together.



Q. How many chairs are there in your classroom?

A. There are \_\_\_\_\_ chairs in my classroom.




ماہانہ جانچ برائے میقات سالانہ  
اردو عملی کتاب

سوال ۱۔ پرندوں کے نام لکھیں۔



سوال ۲۔ تصویری کی مدد سے جملے مکمل کریں۔



یہ \_\_\_\_\_ کا درخت ہے۔  
(آم - کام)




یہ گلاب کا \_\_\_\_\_ ہے۔  
(پھول - پودا)



\_\_\_\_\_ گرم ہوتا ہے  
(سورج - چاند)


سوال ۳۔ یہ اور وہ کو جملوں میں استعمال کریں



\_\_\_\_\_



\_\_\_\_\_



\_\_\_\_\_

---

## سوال ۴۔ لفظوں اور ہندسوں میں گنتی لکھیں ۱۔۵

---

---

---

---

---

---

---

---

---

---

---

---

---

۵۔ جملے بنائیں۔

آج

---

شام

---

باغ

---

پانی

---